

FOLDERS


508A

The 508A Folder offers an automatic 3-roller friction feed system, pre-programmed with 18 standard folds and 24 custom folds. Its advanced features include automatic adjustments, paper size recognition, quiet operation, and optional scoring and perforating units for versatile finishing options.

A TOUCH SCREEN
The LED touch screen sets up 18 standard folds automatically at the touch of a button. Up to 24 custom folds can be stored in memory.

B DOUBLE FEED DETECTION
The double feed detection sensor prevents mis-folded papers being contaminated to outputs.

C PAPER FEED / SEPARATOR PRESSURE ADJUSTMENT
Paper feed pressure adjustment helps the machine to feed wider range of stocks, and the separator pressure adjustment prevents double feeds.



BINDING & LAMINATING
SOUTHWEST
COME TOGETHER. RIGHT NOW.

109 Millwell Ct • Maryland Heights, MO 63043-2513
(800) 325-3628 • www.swbindinglaminating.com

MBM FOLDERS

508A




- 508A includes automatic 3-roller friction feed system for efficiency
- Pre-programmed with 18 standard folds and 24 custom folds
- Automatic feed table elevation adjusts for various paper weights
- Color LED touch screen control panel with digital counter included
- Test button folds two sheets for inspection before mass folding
- Automatically recognizes and displays paper size for accurate folding
- Extended exit tray allows neat stacking of folded sheets efficiently
- Single sheet feeding automatically maintained for different paper weights
- Fully enclosed fold tables ensure quiet operation during use
- Optional scoring, perforating, and slitting units offer versatile finishing options

Perf/Scoring/Kiss Cut

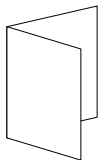


These heads hold rotary tools and can be mounted on a perforation/scoring unit.

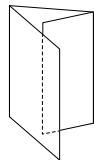
Tools



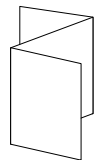
Rotary tools include versatile cutting blades.



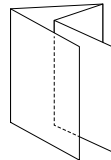
Single



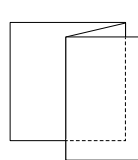
Letter



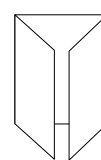
Zigzag



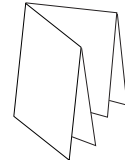
Double parallel



Fold-out



Gate



Cross*

*Requires 2-passes

Specifications:

Speed (sheets per hour)	Up to 14,000**	Electrical requirements	115 V, 60 Hz
Paper size	3.5" x 5" to 11" x 17"	Dimensions (D x W X H)	21.5" x 39.75" x 19- 75"
Paper weight	12 to 80 lbs / 115 gsm*	Shipping weight	82 lbs
Sheet capacity	500*		

* May vary due to variations in paper and power supply

** Speed based on half-fold application and 20 lb bond paper stock